

Stirrup connectors

WRQ and WRS stirrup connectors



WRS



WRQ

Protect main conductors from arcing damage.

- Guard main conductors against arcs – perfect for when hot line taps are installed
- Utilize standard WR connectors and plated copper bails for high conductivity and corrosion resistance

WRQ and WRS stirrup connectors

Figure 1 Cat. no.	Figure 2 Cat. no.	Conductor range				Copper bail	Installation dies		Dimensions Type WRS (in.)	
		ACSR	AWG or kcmil	Diameter (in.)			Mech.	Hyd.	L	H
WRQ154	WRS154	#2-#6	#1 str.-#6 sol.	0.332	0.162	#4 sol.	O	O	10	7/8
WRQ152	WRS152	#2-#6	#1 str.-#6 sol.	0.332	0.162	#2 sol.	O	O	10	7/8
WRQ172	WRS172	1/0-#3	1/0 str.-#1 sol.	0.398	0.281	#2 sol.	O	O	10	7/8
WRQ232	WRS232	2/0-1/0	2/0 str.-1/0 str.	0.447	0.368	#2 sol.	D	D	10	7/8
WRQ352	WRS352	4/0-3/0	4/0 str.-3/0 str.	0.563	0.46	#2 sol.	D	D	10	7/8
-	WRS719	397 ¹⁸ / ₁ -266	400 str.-250 str.	0.743	0.6	2/0 sol.	-	N	12 ¹ / ₄	3 ³ / ₁₆
-	WRS819	477 ²⁶ / ₁ -266	500 str.-336 str.	0.858	0.666	2/0 sol.	-	N	12 ¹ / ₄	3 ³ / ₁₆
WRQ698	-	477 ²⁶ / ₁ -266	500 str.-250 str.	0.858	0.574	#2 sol.	-	N	12 ¹ / ₄	3 ³ / ₁₆

Diagrams

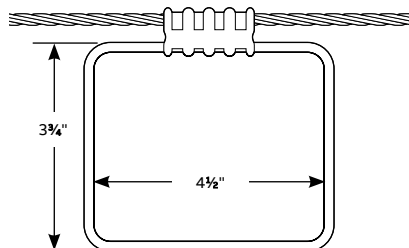


Fig. 1

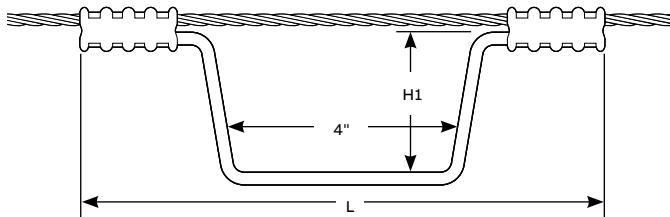


Fig. 2

* Decimal dimensions are for conventional conductor, not Copperweld® or Alumoweld®.

Stirrup connectors

SC and QC stirrup connectors



SCO

Aluminum conductor elements are designed to be preloaded for faster installation into hotstick tools.

- Use standard O, D and N dies – no special compression tools needed
- Prefilled with oxide inhibitor to prevent oxidation and keep out moisture
- Bail made of tin-plated copper wire for high conductivity and corrosion resistance
- Wide range of stirrups fit #6 solid to 500 kcmil wire sizes
- Knurled design resists rotation

SC and QC stirrup connectors

Figure 1 Cat. no.	Figure 2 Cat. no.	ACSR	AWG or kcmil	Conductor range		Bail (tin plated)		Installation dies		Dimensions (in.)	
				in.	mm	Size	Dia. (mm)	Mech.	Hyd.	L	H1
QCO02	SCo02	#2-#6	#2 str.-#6 sol.	0.325-0.162	8.25-0.412	#2 sol.	6.35	O	O	8 ³ / ₄	3 ¹ / ₈
QCO21	SCO21	2/0-#2	2/0 str.-#2 sol.	0.414-0.292	10.51-7.41	#2 sol.	6.35	O	O	8 ³ / ₄	3 ¹ / ₈
QCD41	SCD41	4/0-3/0	4/0 str.-3/0 sol.	0.563-0.464	14.29-10.51	#2 sol.	6.35	D	-	8 ³ / ₄	3 ¹ / ₈
QCN50	SCN50	47718/1-4/0	500-4/0 str.	0.814-0.528	20.66-13.40	1/0 sol.	6.22	-	N	11	3 ¹¹ / ₁₆

Diagrams

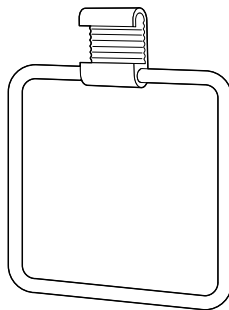


Fig. 1

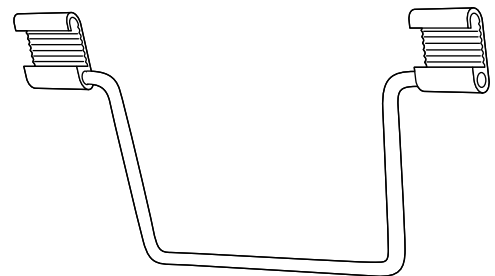



Fig. 2

Stirrup connectors

Anti-rotational hot-line stirrups



NC 60010

NST 60010

Protect conductors from arc and mechanical damage where hot line clamps are used.

- For aluminum, AAAC and ACSR conductors
- Can be pre-loaded into a hotstick installing tool, hooked over the line and compressed
- Connector is made from aluminum, and factory-installed bail is tin-plated solid copper for high conductivity and corrosion resistance
- Diamond knurling at tap connections and in the hot-line clamping area improve both mechanical and electrical performance
- Connectors prefilled with oxide inhibitor to prevent oxidation and keep out moisture
- All connectors marked with wire size, installation die codes and compression locations, providing easy identification for easy installation

C-type stirrups

Diagram	Cat. no.	Conductor size (AWG or kcmil)			A (in.)	B (in.)	Die
		ACSR	Str.	Sol.			
	OC 42	#4	#4	#6-#4	1 ⁷ / ₈	2	O
	OC 22	#4-#2	#4-#2	#2	1 ⁷ / ₈	2	O
	OC 102	#4-1/0	#2-1/0	-	1 ⁷ / ₈	2	O
	DC 402	3/0-4/0	3/0-4/0	-	2 ³ / ₄	2	D
	NC 40010	266.8 (18/1)- 397.5 (18/1)	250 (37)- 400 (37)	-	2 ¹ / ₈	1/0	N
	NC 60010	397.5 (18/1)- 556.5 (18/1)	477-600	-	2 ¹ / ₈	1/0	N

Crank-type stirrups

Diagram	Cat. no.	Conductor size (AWG or kcmil)			A (in.)	B (in.)	Die
		ACSR	Str.	Sol.			
	OST 42	#4	#6 sol.-#4	10	2	2 ³ / ₄	O
	OST 22	#4-#2	#4-#2	10	2	2 ³ / ₄	O
	OST 102	#4-1/0	#2-1/0	10	2	2 ³ / ₄	O
	OB 103 ST	#6-1/0	#6-1/0	9 ¹ / ₂	2	2 ³ / ₄	O
	DST 402	3/0-4/0	3/0-4/0	10	2	2 ³ / ₄	D
	NST 40010	266.8 (18/1)- 397.5 (18/1)	250 (37)- 400 (37)	12	1/0	2 ⁷ / ₈	N
	NST 60010	397.5 (26/7)- 556.5 (18/1)	477-600	12	1/0	2 ⁷ / ₈	N
	DB 404 ST*	3/0-4/0	3/0-4/0	12	2	2 ³ / ₄	D
	NB 50040 ST*	4/0-477 (18/1)	4/0-500	10	2/0	2 ⁷ / ₈	N

* Designates H-tap Fig..

Stirrup connectors

Anti-rotational Paltrap™ hot-line stirrups & copper tin-plated bails



Protect aluminum and ACSR main conductors from arc and mechanical damage where hot-line clamps are used.

- For aluminum, 5005, AAAC and ACSR conductors
- Can be pre-loaded into a hotstick installing tool, hooked over the line and compressed
- Paltrap connector is made from aluminum, and factory-installed bail is tin-plated solid copper for high conductivity and corrosion resistance
- Connectors prefilled with oxide inhibitor to prevent oxidation and keep out moisture
- All connectors marked with wire size, installation die codes and compression locations, providing easy identification for easy installation

Anti-rotational Paltrap hot-line stirrups

Diagram	Cat. no.	Main conductor (AWG)			A (in.)	B (in.)	Installing die
		Sol.	Str.	ASCR			
	QH 6 S	#4 and #6	#6	#6	2 ¹ / ₁₆	1	TQ, 12, 1/2,
	QH 4 S	#2	#4	#4	2 ¹ / ₁₆	1	42
	SH 2 S	-	#2	#2	2 ³ / ₈	1 ³ / ₁₆	45, TS, 13, 9/16

Note: Bails may be ordered separately for field assembly of stirrups using Paltrap connectors. Specify catalog number HLB 2 for #2 tinned solid copper bail or catalog number HLB 10 for 1/0 tinned solid copper bail.



S 4425

HLB 2

Designed for distribution service connections with standard hotsticks.

- Choose from seven bail types, all handling either #2 or 1/0 conductor sizes
- Tin plated to resist corrosion

Copper tin-plated bails

Diagrams	Cat. no.	Size (AWG)	Fig.	H (in.)	L (in.)
	HLB 2	#2	1	2 ³ / ₈	4 ¹ / ₄
	HLB 10	1/0	1	2 ³ / ₄	4 ³ / ₈
	S 4425*	#2	2	4	4 ¹ / ₄
	S 4425-1/0	1/0	2	4	4 ¹ / ₄
	OL 4425	#2	3	3 ¹ / ₈	4 ¹ / ₄
	HLCB 2	#2	4	2 ³ / ₄	4 ¹ / ₂

* S 4425 is split in the center and recommended for H-type connector applications.

Stirrup connectors

CCS compression stirrup & LP compression line protector sleeves



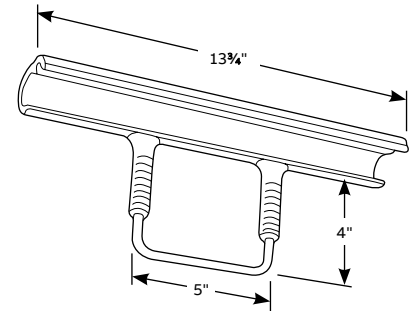
CCS compression stirrup

The single-piece stirrup for a large, workhorse conductor.

- Bail made of tin-plated copper wire for high conductivity and corrosion resistance
- Use U or 6024 dies – no special compression tools needed

Cat. no.	kcmil		Conductor range		Copper bail tin plated
	Max.	min.	Max.	min.	
CCS44	800	636 str.	1.032	0.918	2/0 sol.

Diagram



LP10

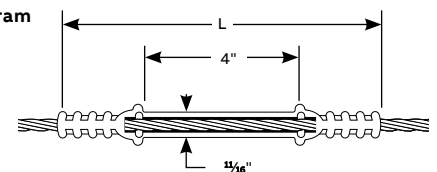
Covers and protects conductors from arcing when line clamps are attached or disconnected.

- Fit #4, #2 and 1/0 conductors
- Feature a hot-line clamp-bearing surface measuring 1 1/8" diameter by 4" long
- Use 5/8", BG and G dies – no special compression tools needed

LP compression line protector sleeves

Cat. no.	ACSR	AWG	Diameter (in.)		Length (in.)	Installing dies
			Max.	Min.		
LP4	#4	#4	0.257	0.232	8	5/8" Peach, BG, G
LP2	#2	#2	0.316	0.292	8	5/8" Peach, BG, G
LP10	1/0	1/0	0.398	0.373	8	O

Diagram



Hot line clamp bearing surface:
1 1/8" dia. x 4" length