

## Acoustical tee supports

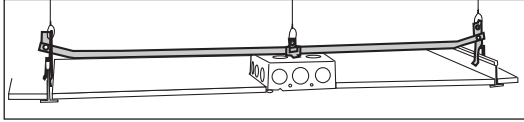


Fig. 1, 3 and 4

### Snap-on box hanger

- Allows positioning of fixture or box anywhere across a 24 in. span
- Hanger comes complete with THC box mounting clip and ¼ in.-20 screw
- Drop wire holes in tee clips allow the clips to be supported from the main structure
- Part includes dual height feature, which allows 1½ in. deep electrical box to be mounted flush with tile or offset ¾ in. for plaster ring
- The series includes bar hanger, THC clip

### Snap-on box hanger

Cat. no.	Fig. no.	Description	Qty. per box
SSF-TH12	1	T-grid box hanger, 12 in. span	25
SSF-TH20	1	T-grid box hanger, 20 in. span	25
SSF-TH24	1	T-grid box hanger, 24 in. span	25
SSF-TH30	1	T-grid box hanger, 30 in. span	25
SSF-TH24A	2	8 in. height adjustable, 24 in. span	25
SSF-THC	3	Snap-on fixture/box hanger mounting clip	100
SSF-MH1/4-3/8C	4	¼ in.-20 x ¾ in. bolt combo head	100



Fig. 1

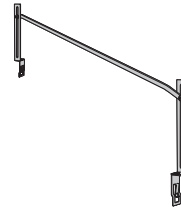


Fig. 2

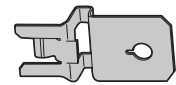


Fig. 3

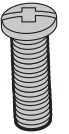


Fig. 4

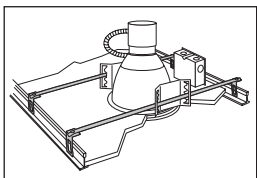


Fig. 5

### Suspension bars

- Reduces installation time
- Hanger comes complete with bar riveted to acoustical tee clip, additional acoustical tee clip and ¼ in.-20 screw
- Position of fixture adjustable with span
- Solid bar for sturdier installation
- Installs easily with a screwdriver

### Suspension bars for Lightolier® and Calculite® series fixtures\*

Cat. no.	Fig. no.	Description	Qty. per box
SSF-TL24	5	Suspension bars for Lightolier Calculite	10



Fig. 5

\*Note: Lightolier and Calculite are registered trademarks of Lightolier, and GENLYTE Company.

## Acoustical tee supports

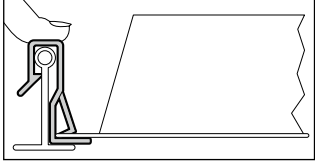


Fig. 1

### Light fixture support clips

- Enlarged tab allows for easy positioning of the clip over the tee bar
- Gives a positive method of supporting troffers and lay-ins
- Fits round or rectangular head tee bar
- No installation tools required

### Light fixture support clips



Cat. no.	Fig. no.	Description	Qty. per box
SSF-TFC	1	Light fixture support clip	100

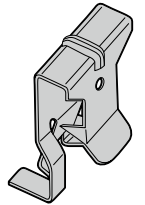


Fig. 1

## Acoustical tee supports

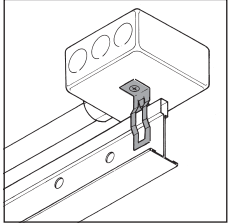


Fig. 1

### Electrical component supports

- Provide support for conduit and outlet boxes above acoustical tee bar
- TCH and TCV series provide both horizontal and vertical support
- Available with ¼ in.-20 thread impression or plain hole
- No installation tools required

### Electrical component supports

Cat. no.	Fig. no.	Description	Qty. per box
SSF-TCH	1	Top mount T-bar fastener with plain hole	100
SSF-TCHT	1	Top mount T-bar fastener with ¼ in.-20 thread impression	100
SSF-TCH-S1/2	2	Acoustical clip with top-mounted snap-in conduit clip for ½ in. conduit	25
SSF-TCH-S3/4	2	Acoustical clip with top-mounted snap-in conduit clip for ¾ in. conduit	25
SSF-TCH-S1	2	Acoustical clip with top-mounted snap-in conduit clip for 1 in. conduit	25
SSF-TCH-C1/2 3/4	3	Acoustical clip with top-mounted conduit clip for ½ in.-¾ in. conduit	25
SSF-TCV	4	Side-mount T-bar fastener with plain hole	100
SSF-TCVT	4	Side-mount T-bar fastener with ¼ in.-20 thread impression	25
SSF-TCV-S1/2	5	Acoustical clip with side-mounted conduit clip for ½ in. conduit	25
SSF-TCV-S3/4	5	Acoustical clip with side-mounted conduit clip for ¾ in. conduit	25
SSF-TCV-S1	5	Acoustical clip with side-mounted conduit clip for 1 in. conduit	25
SSF-TCV-C1/2 3/4	6	Acoustical clip with side-mounted conduit clip for ½ in.-¾ in. conduit	25



Fig. 1

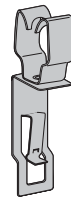


Fig. 2



Fig. 3



Fig. 4

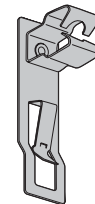


Fig. 5

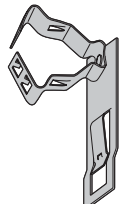


Fig. 6

## Acoustical tee supports

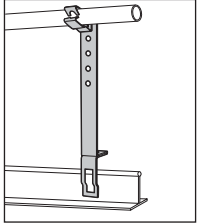


Fig. 2

### Adjustable box and conduit bracket

- Supports boxes and conduit above acoustical tee with height adjustments from 4¾ in. through 7¾ in.
- Attaches to conduit clips with thread impressions at required height

- Assemblies available for pre-set conduit locations
- TA7-S assemblies are furnished with the TA7 bracket, the conduit clip with thread impressions and ¼ in.-20 cap screw

### Adjustable box and conduit bracket

Cat. no.	Fig. no.	Description	Qty. per box
SSF-TA7	1	Adjustable box and conduit support for T-grid	50
SSF-TA7-S1/2	2	For T-grid, with ½ in. snap-in conduit clip	25
SSF-TA7-S3/4	2	For T-grid, with ¾ in. snap-in conduit clip	25
SSF-TA7-S1	2	For T-grid, with 1 in. snap-in conduit clip	25

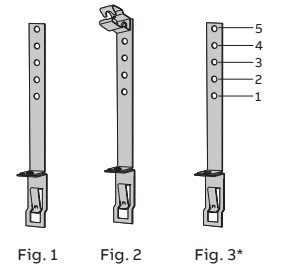


Fig. 1

Fig. 2

Fig. 3\*

\*Note - For preset location, add location number per Figure 3.

## Acoustical tee supports

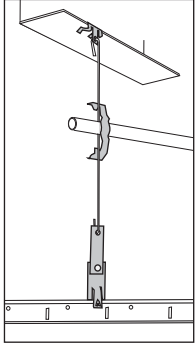


Fig. 1

### Drop wire stabilizer

- Provides attachment for dedicated electrical drop wire
- Yellow painted finish for easy identification
- Complies with CEC article 12-918

### Drop wire stabilizer

Cat. no.	Fig. no.	Description	Qty. per box
SSF-TCVYL	1	Drop wire stabilizer, #12 through #8 drop wire	25
SSF-TCVYL-FBUC	2	Drop wire stabilizer, #8 drop wire through 3/8 in. rod	25

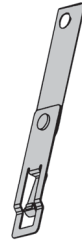


Fig. 1



Fig. 2

## Acoustical tee supports

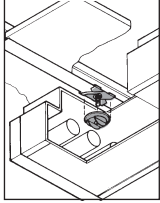


Fig. 1

### Acoustical tee “twist-on” for fixture support

- Supports electrical fixtures from acoustical tee bar  $\frac{5}{16}$  in. or  $\frac{15}{16}$  in. wide
- $\frac{1}{4}$  in.-20 stud –  $\frac{5}{8}$  in.,  $1\frac{1}{2}$  in., 2 in. or 3 in. long
- All T-clips with  $\frac{1}{4}$  in.-20 studs are furnished with a TWN- $\frac{1}{4}$  in. wing nut

- All T-clips with #8-32 studs are furnished with a #8-32 Palnut® fastener
- No installation tools required

### Acoustical tee “twist-on” for fixture support

Cat. no.	Fig. no.	Description	Static load limit	Qty. per box
SSF-T15T5/8	1	$\frac{1}{4}$ in.-20 x $\frac{5}{8}$ in. stud, $\frac{15}{16}$ in. tee	50	25
SSF-T15T5/8WH	1	$\frac{1}{4}$ in.-20 x $\frac{5}{8}$ in. stud, $\frac{15}{16}$ in. tee, white finish	20	25
SSF-T15T1 1/2	1	$\frac{1}{4}$ in.-20 x $1\frac{1}{2}$ in. stud, $\frac{15}{16}$ in. tee	50	25
SSF-T15T1 1/2WH	1	$\frac{1}{4}$ in.-20 x $1\frac{1}{2}$ in. stud, $\frac{15}{16}$ in. tee, white finish	20	25
SSF-T15T2	1	$\frac{1}{4}$ in.-20 x 2 in. stud, $\frac{15}{16}$ in. tee	50	25
SSF-T15T3	1	$\frac{1}{4}$ in.-20 x 3 in. stud, $\frac{15}{16}$ in. tee	50	25
SSF-T15T8-5/8	1	#8-32 x $\frac{5}{8}$ in. stud, $\frac{15}{16}$ in. tee	50	25
SSF-T15T8-5/8WH	1	#8-32 x 3 in. stud, $\frac{15}{16}$ in. tee, white finish	20	25
SSF-T15T8-7/16	1	#8-32 x $\frac{7}{16}$ in. stud, $\frac{15}{16}$ in. tee	50	25
SSF-T15T8-7/16WH	1	#8-32 x $\frac{7}{16}$ in. stud, $\frac{15}{16}$ in. tee, white finish	20	25
SSF-T15TSH	2	Acoustical tile sign hanger attachment, white finish	20	25

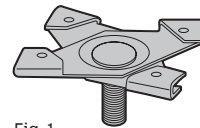


Fig. 1

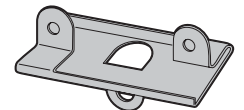


Fig. 2

## Acoustical tee supports

### Hangers




Fig. 1

#### Light fixture hanger

- Supports fluorescent light fixtures from S-hooks and jack chain
- Supports 50 lb ultimate static load limit
- No need to modify jack chain for fixture installation

#### Light fixture hanger

Cat. no.	Fig. no.	Description	Static load limit (lb)	Qty. per box
SSF-TV	1	Fluorescent light fixture hanger	50	100
CI-8930	2	Fluorescent light fixture hanger	115	100
CI-8932	3	Fluorescent light fixture hanger	115	100
C8960	4	Tie wire #16	125	300 ft.

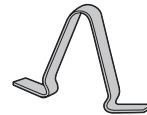


Fig. 1

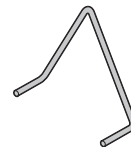


Fig. 2



Fig. 3



Fig. 4

## Acoustical tee supports

### Hangers

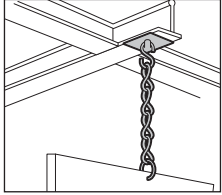


Fig. 5 and 6

#### S-hook and jack chain

- Order S-hook and jack chain with your Steel City spring steel fasteners to save on freight, energy and purchase orders

#### S-hook and jack chain

Cat. no.	Fig. no.	Trade size	Description	Static load limit (lb)	Qty. per box/per foot
CI-8905	5	-	S-Hook	90	100
CI-8910	6	#10-T	Jack chain	43	300
8910SP2	6	#10-T	Jack chain	43	200
8910SP5	6	#10-T	Jack chain	43	500
CI-8912	6	#12	Jack chain	29	300
CI-8903	7	#2	Lion chain	115	100
CI-8904	7	#3	Lion chain	90	250
8904SP2	7	#3	Lion chain	90	250
8904SP5	7	#3	Lion chain	90	500



Fig. 5



Fig. 6



Fig. 7



## Low voltage/telecommunication supports

### Cable supports

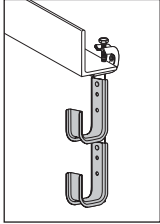


Fig. 1-6

#### Cable support hooks

- Extra-wide base provides cable support on a flat surface, eliminating kinking, bending and crimping
- Accommodates category 6, fiber optic cable and innerduct
- Available in 1 $\frac{5}{16}$  in. and 2 in. diameter size cable support hook
- Complies with UL, CSA, NEC and EIA/TIA requirements for structured cabling systems
- Supports 100 lb per hook static load limit
- VJ series cable support hook can be snapped together with VB-10 hanger bracket without hardware or tools

#### Cable support hooks

Cat. no.	Fig. no.	Description	Static load limit (lb)	Qty. per box
SSF-VJ1 5/16C	1	Wide base cable support hook, 1 $\frac{5}{16}$ in. diameter	100	50
SSF-VJ2C	1	Wide base cable support hook, 2 in. diameter	100	50
SSF-VJ1 5/16	2	Wide base cable support hook, 1 $\frac{5}{16}$ in. diameter	100	50
SSF-VJ2	2	Wide base cable support hook, 2 in. diameter	100	50
SSF-VB10	3	Hanger bar	100	100
SSF-VJ1 5/16-BC	4	Cable support J-hook, 1 $\frac{5}{16}$ in. dia. clamp to flanges up to $\frac{1}{2}$ in. thick	100	25
SSF-VJ2-BC	4	Cable support J-hook, 2 in. dia. clamp to flanges up to $\frac{1}{2}$ in. thick	100	25
SSF-VJ1 5/16-BC-AB	5	Cable support J-hook, 1 $\frac{5}{16}$ in. dia. clamp to flanges up to $\frac{1}{2}$ in. thick	100	25
SSF-VJ2-BC-AB	5	Cable support J-hook, 2 in. dia. clamp to flanges up to $\frac{1}{2}$ in. thick	100	25
SSF-VJ1 5/16-F1/4	6	Cable support hook, 1 $\frac{5}{16}$ in. dia. clip to $\frac{1}{8}$ in. to $\frac{3}{4}$ in. flange	100	25
SSF-VJ1 5/16-F1/2	6	Cable support hook, 1 $\frac{5}{16}$ in. dia. clip to $\frac{5}{16}$ in. to $\frac{1}{2}$ in. flange	100	25
SSF-VJ1 5/16-F3/4	6	Cable support hook, 1 $\frac{5}{16}$ in. dia. clip to $\frac{5}{16}$ in. to $\frac{3}{4}$ in. flange	100	25
SSF-VJ2-F1/4	6	Cable support hook, 2 in. dia. clip to $\frac{1}{8}$ in. to $\frac{3}{4}$ in. flange	100	25
SSF-VJ2-F1/2	6	Cable support hook, 2 in. dia. clip to $\frac{5}{16}$ in. to $\frac{1}{2}$ in. flange	100	25
SSF-VJ2-F3/4	6	Cable support hook, 2 in. dia. clip to $\frac{5}{16}$ in. to $\frac{3}{4}$ in. flange	100	25
SSF-VJ1 5/16-CH1LN	7	Cable support J-hook to raise floor support posts	100	25

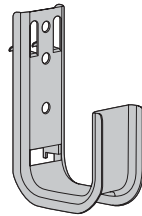


Fig. 1

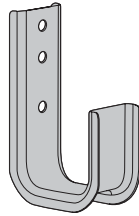


Fig. 2



Fig. 3

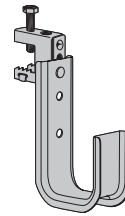


Fig. 4

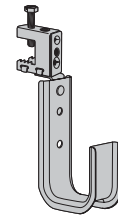


Fig. 5

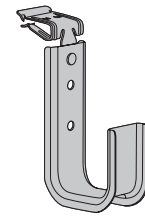


Fig. 6

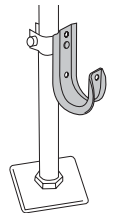


Fig. 7