

Ocal-Blue double-coat GUA series conduit boxes

Provides access to wiring, directional changes in conduit and more



GUA series conduit boxes are installed in hazardous areas to protect conductors, act as pull and splice boxes, provide access to conductors for maintenance and future system changes, act as mounting outlets for fixtures (with proper covers) or change conduit direction.

Product features

- Grade 60-45-10 ductile iron bodies and cast aluminum covers (iron covers also available)
- Nominal .002" (2 mil) blue urethane coating on both interior and exterior and nominal .040" (40 mil) PVC coating bonded to exterior
- All hubs have minimum five full threads, integral bushing and pressure-sealing sleeves
- All units furnished with internal grounding screw and ship complete with aluminum cover with O-ring gasket (covers also sold separately for replacement purposes)
- Explosion-proof, dust-ignition-proof and suitable for use in the following environments:[†]
 - Class I, Divisions 1 & 2, Groups A, B, C, D
 - Class II, Division 1, Groups E, F, G
 - Class III, Divisions 1 & 2

Listings/Certifications[†]

- UL514A wet locations (when used with gasketed covers)
- UL886
- CSA C22.2 No. 30



Ocal-Blue double-coat GUA series conduit boxes

Cat. No.					Aluminum Cover Only	Iron Cover Only	Pipe Size (in.)	Metric Size Designator*	Cover Opening (in.) (mm)	
GUA	GUAC	GUAT	GUAX	GUAB						
GUA14-	GUAC14-	GUAT14-	GUAX14-	GUAB14-	GUA04-	GUA04WOD-	1/2	16	2.00	50.80
GUA24-	GUAC24-	GUAT24-	GUAX24-	GUAB24-	GUA04-	GUA04WOD-	3/4	21	2.00	50.80
GUA16-	GUAC16-	GUAT16-	GUAX16-	GUAB16-	GUA06-	GUA06WOD-	1/2	16	3.00	76.20
GUA26-	GUAC26-	GUAT26-	GUAX26-	GUAB26-	GUA06-	GUA06WOD-	3/4	21	3.00	76.20
GUA36-	GUAC36-	GUAT36-	GUAX36-	GUAB36-	GUA06-	GUA06WOD-	1	27	3.00	76.20
—	—	GUAT37-	GUAX37-	—	GUA07-	GUA07WOD-	1	27	3.63	92.20
GUA47-	GUAC47-	GUAT47-	GUAX47-	GUAB47-	GUA07-	GUA07WOD-	1 1/4	35	3.63	92.20
—	GUAC49-	GUAT49-	GUAX49-	—	GUA09-	GUA09WOD-	1 1/4	35	5.00	127.00
GUA59-	GUAC59-	GUAT59-	GUAX59-	GUAB59-	GUA09-	GUA09WOD-	1 1/2	41	5.00	127.00
—	GUAC69-	GUAT69-	GUAX69-	GUAB69-	GUA09-	GUA09WOD-	2	53	5.00	127.00

* Metric size designator (ANSI C80.1-1994). † Ratings prior to PVC coating.

Cat. No.	Material	Colour
GUA14-	SA-	
	SA = Aluminum*	_ = space for color identifier
		G = Gray
		W = White
		B = Blue
Custom colors also available.		

** Aluminum only for these parts:
 GUAC16SA-, GUAC24SA-, GUAC26SA-, GUAC36SA-, GUAC47SA-, GUAC59SA-,
 GUAC69SA-, GUAT16SA-, GUAT24SA-, GUAT26SA-, GUAT36SA-, GUAT47SA-,
 GUAT49SA-, GUAT59SA-, GUAT69SA-, GUAX26SA-, GUAX36SA-, GUAX47SA-,
 GUAX69SA-, GUAB14SA-, GUAB26SA-, GUAB36SA-, GUAB47SA-, GUAB59SA-,
 GUAB69SA

Ocal-Blue double-coat GUA series conduit boxes (continued)

Provides access to wiring, directional changes in conduit and more



GUAD



GUAL



GUAM



GUAN



GUAW

Ocal-Blue double-coat GUA series conduit boxes



Cat. No.	Aluminum Cover Only	Iron Cover Only	Pipe Size (in.)	Metric Size Designator*	Cover Opening (in.)	Cover Opening (mm)				
GUAD14- GUAD24- GUAD16- GUAD26- GUAD36- — GUAD49- — —	GUAL14- GUAL24- GUAL16- GUAL26- GUAL36- — GUAL49- — GUAL59- — GUAL69-	GUAM14- GUAM24- GUAM16- GUAM26- GUAM36- — GUAM47- — GUAM69-	GUAN14- GUAN24- GUAN16- GUAN26- GUAN36- — GUAN47- — GUAN59- — GUAN69-	GUAW14- GUAW24- GUAW16- GUAW26- — — — — — — —	GUA04- GUA04- GUA06- GUA06- GUA06- — GUA07- — GUA09- — GUA09- — GUA09-	GUA04WOD- GUA04WOD- GUA06WOD- GUA06WOD- GUA06WOD- — GUA07WOD- — GUA09WOD- — GUA09WOD- — GUA09WOD-	1/2 3/4 1/2 3/4 1 1 1/4 1 1/4 1 1/2 2	16 21 16 21 27 — 35 — 35 — 41 — 53	2.00 2.00 3.00 3.00 3.00 — 3.63 — 5.00 — 5.00 — 5.00	50.80 50.80 76.20 76.20 76.20 — 92.20 — 127.00 — 127.00 — 127.00

* Ratings prior to PVC coating.

Cat. No.	Material	Colour
GUAD14-	SA-	
	SA = Aluminum*	_ = space for color identifier
	G = Gray	
	W = White	
	B = Blue	
	Custom colors also available.	

** Aluminum only for these parts:
GUAD26SA-, GUAD36SA-, GUAL16SA-, GUAL24SA-, GUAL26SA-, GUAL36SA-,
GUAL47SA-, GUAL59SA-, GUAL69SA-, GUAW26SA-

Ocal-Blue double-coat external aluminum hubs with covers and installed green ground screw

Junction boxes for branch conduit in hazardous locations



GAC



GAE



GALB



GAT



GAL

Product features

- Accessible wiring chamber provides a convenient location to maintain or change a system, pull conductors and make splices
- Unique mounting pads and rugged protective housing ideal for installation of OEM devices or instruments
- Die-cast copper-free aluminum alloy A360 construction with precision cast and machined surfaces
- Precision NPT threaded hubs for trouble-free field installation
- Nominal 0.002" (2 mil) blue urethane coating on both interior and exterior and nominal 0.040" (40 mil) PVC coating bonded to exterior
- Explosion-proof, dust-ignition-proof and suitable for use in the following environments:^{††}
 - Class I, Divisions 1 & 2, Groups C, D
 - Class II, Division 1, Groups E, F, G
 - Class III, Divisions 1 & 2
 - NEMA 3, 4, 7 CD, 9 EFG (NEMA 4 rated when ordered with O-ring installed)



Ocal-Blue double-coat external aluminum hubs with covers and installed green ground screw

Cat. No.									
Through-Feed W/Surf. Cover	Dead End W/Surf. Cover	L-Style W/Surf. Cover	LB-Style W/Surf. Cover	T-Style W/Surf. Cover	Surface Cover Only	Pipe Size (in.)	Metric Size Designator*	Cover Opening (in.) (mm)	
GAC	GAE	GAL	GALB	GAT	GAS				
—	GAE-1- _†	—	—	—	—	1/2	16	3.69	93.73
—	—	—	GALB-2- _†	—	—	3/4	21	3.69	93.73
GAC-3- _†	GAE-3- _†	—	—	—	—	1	27	3.69	93.73
GAC-4- _†	—	GAL-4- _†	—	—	—	1 1/4	35	3.91	99.31
GAC-5- _†	—	GAL-5- _†	GALB-5- _†	GAT-5- _†	—	1 1/2	41	5.19	131.83
GAC-6- _†	—	GAL-6- _†	—	—	—	2	53	5.19	131.83

* Metric size designator (ANSI C80.1-1994).

• Made-to-order item. Consult factory for lead time and minimum quantities.

† Ratings prior to PVC coating.

†† Ratings prior to PVC coating.

Cat. No. Colour

GAC-1-

_ = space for color identifier

G = Gray

W = White

B = Blue

Custom colors also available.

Ocal-Blue double-coat external aluminum hubs with covers and installed green ground screw (continued)

Junction boxes for branch conduit in hazardous locations



GAX



GAFX



GAJU
(shown uncoated)



GAS



GAD

GAJ
(shown uncoated)

Ocal-Blue double-coat external aluminum hubs with covers and installed green ground screw



Cat. No.

X-Style W/Surf. Cover	X-Style W/ Flange & Surf. Cover	U-Style Surface W/ Canopy Cover	Surface Cover Only	Dome Cover Only (Class I, GR. D)	Canopy Cover Only	Pipe Size (in.)	Metric Size Designator*	Cover Opening (in.) (mm)	
GAX	GAFX	GAJU	GAS	GAD	GAJ				
—	—	GAJU-1-_*	—	—	—	1/2	16	3.69	93.73
—	—	—	GALB-2-_*†	—	—	3/4	21	3.69	93.73
—	GAFX-3-_*†	—	—	—	—	1	27	3.69	93.73
GAX-4-_*†	—	—	—	—	—	1 1/4	35	3.91	99.31
GAX-5-_*†	—	GAJU-5-_*	GALB-5-_*†	—	—	1 1/2	41	5.19	131.83
GAX-6-_*†	—	—	—	—	—	2	53	5.19	131.83

* Metric size designator (ANSI C80.1-1994).

• Made-to-order item. Consult factory for lead time and minimum quantities.

† Ratings prior to PVC coating.

†† Ratings prior to PVC coating.

Cat. No. **Colour**

GAX-1

_ = space for color identifier

G = Gray

W = White

B = Blue

Custom colors also available.

Ocal-Blue double-coat sealing fittings

Restrict the passage of gases, vapors and flames at atmospheric pressure and normal ambient temperatures



EYD



EYS

Product features

- Prevents pre-compression or “pressure piling” in conduit systems
- Grey iron alloy body construction coated with nominal 0.002 in. (2 mils) blue urethane on both interior and exterior
- Nominal .040” (40 mil) PVC coating bonded to exterior – available in gray, white, blue or custom colors
- Explosion-proof, dust-ignition-proof and suitable for use in the following environments:†
 - Class I, Divisions 1 & 2, Groups C, D
 - Class II, Division 1, Groups E, F, G
 - Class III, Divisions 1 & 2

EYD Series drain sealing fittings

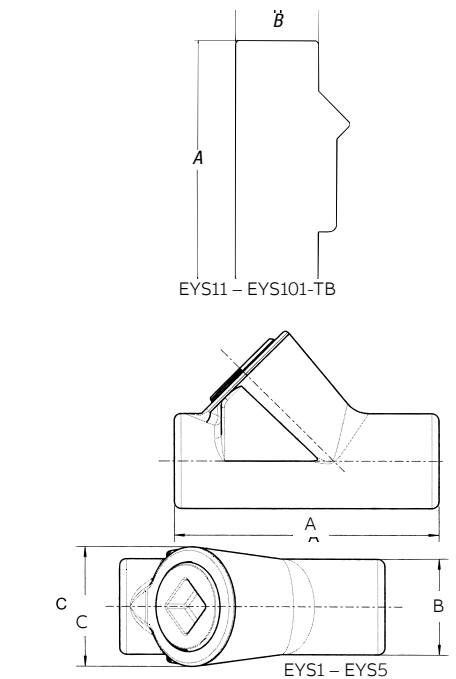
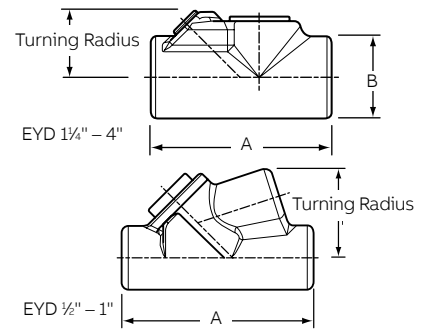
Female Product Code	Male & Female Product Code	Pipe Size (in.)	Metric Size Designator*	Dimensions				Turning Radius	
				A		B		(in.)	(mm)
EYD1-_	EYD16-_	1/2	16	3.81	96.77	1.50	38.10	1.75	44.45
EYD2-_	EYD26-_	3/4	21	4.08	103.63	1.75	44.45	1.98	50.29
EYD3-_	EYD36-_	1	27	4.85	123.19	2.19	55.63	2.19	55.63
EYD4-_	EYD46-_	1 1/4	35	5.00	127.00	2.25	57.15	1.80	45.72
EYD5-_	EYD56-_	1 1/2	41	5.44	138.18	2.44	61.98	2.00	50.80
EYD6-_	EYD66-_	2	53	6.25	158.75	3.00	76.20	2.32	58.93
EYD7-_	EYD76-_	2 1/2	63	7.50	190.50	3.50	88.90	2.69	68.33
EYD8-_	EYD86-_	3	78	8.50	215.90	4.25	107.95	3.15	80.01
EYD9-_	EYD96-_	3 1/2	91	9.19	233.43	4.75	120.65	3.38	85.85
EYD10-_	EYD106-_	4	103	9.75	247.65	5.25	133.35	3.64	92.46

EYS Series sealing fittings

Female Product Code	Male & Female Product Code	Pipe Size (in.)	Metric Size Designator*	Dimensions						Turning Radius	
				A		B		C		(in.)	(mm)
Vertical Only											
EYS1-_	EYS116-_	1/2	16	3.31	84.07	1.25	31.75	1.50	38.10	1.66	42.16
EYS2-_	EYS26-_	3/4	21	3.65	92.71	1.50	38.10	1.75	44.45	1.96	49.78
EYS3-_	EYS36-_	1	27	4.25	107.95	1.75	44.45	2.19	55.63	2.40	60.96
Vertical or Horizontal											
EYS11-_	EYS116-_	1/2	16	3.63	92.20	1.25	31.75	—	—	1.09	27.69
EYS21-_	EYS216-_	3/4	21	3.66	92.96	1.50	38.10	—	—	1.25	31.75
EYS31-_	EYS316-_	1	27	4.25	107.95	1.75	44.45	—	—	1.59	40.39
EYS4-_	EYS46-_	1 1/4	35	5.00	127.00	2.25	57.15	—	—	1.81	45.97
EYS5-_	EYS56-_	1 1/2	41	5.44	138.18	2.44	61.98	—	—	2.00	50.80
EYS6-_	EYS66-_	2	53	6.25	158.75	3.00	76.20	—	—	2.31	58.67
EYS7-_	EYS76-_	2 1/2	63	7.50	190.50	3.50	88.90	—	—	2.56	65.02
EYS8-_	EYS86-_	3	78	8.50	215.90	4.25	107.95	—	—	3.09	78.49
EYS9-_	EYS96-_	3 1/2	91	9.19	233.43	4.75	120.65	—	—	3.38	85.85
EYS10-_	EYS106-_	4	103	9.75	247.65	5.25	133.35	—	—	3.53	89.66

IMPORTANT: Must be used with Chico^{MC} sealing compound and fiber see page F50.

† Ratings prior to PVC coating. EYSX and EYDX are expanded-fill styles. When ordering, add X to part number. For example: EYSX31-G, EYDX31-B. Metric size designator (ANSI C80.1-1994).



Ocal-Blue double-coat sealing fittings (continued)

Restrict the passage of gases, vapors and flames at atmospheric pressure and normal ambient temperatures



EYS



EYS



EYS

With inspection cover off



EYS Series sealing fittings

Female Product Code	Male & Female Cat. No.	Pipe Size (in.)	Metric Size Designator*
EYS1- <u> </u>	EYS16- <u> </u>	1/2	16
EYS2- <u> </u>	EYS26- <u> </u>	3/4	21
EYS3- <u> </u>	EYS36- <u> </u>	1	27
EYS4- <u> </u>	EYS46- <u> </u>	1 1/4	35
EYS5- <u> </u>	EYS56- <u> </u>	1 1/2	41
EYS6- <u> </u>	EYS66- <u> </u>	2	53
EYS7- <u> </u>	EYS76- <u> </u>	2 1/2	63
EYS8- <u> </u>	EYS86- <u> </u>	3	78

* Metric size designator (ANSI C80.1-1994).

† Ratings prior to PVC coating.

EZD Series sealing fittings

Cat. No.	Pipe Size (in.)	Metric Size Designator*
EZD111- <u> </u>	1/2	16
EZD211- <u> </u>	3/4	21
EZD311- <u> </u>	1	27
EZD411- <u> </u>	1 1/4	35
EZD511- <u> </u>	1 1/2	41
EZD611- <u> </u>	2	53

* Metric size designator (ANSI C80.1-1994).


EYS1- Colour

EYS1-

 = space for color identifier

G = Gray 

W = White 

B = Blue 

Custom colors also available.

Chico® sealing compound and fiber

Ensures proper functioning of EYS sealing fittings.



SEAL-A3



FIBER-X6

Ocal-Blue double-coat EYS sealing fittings require fiber filler and sealing compound to function properly. Use Chico® X fiber filler to form a dam around the sealing fitting's integral bushing, as well as at the end of the conduit and around conductors entering the hub. Chico® A sealing compound expands slightly while hardening and bonds to the inner walls of the sealing fitting.

Product features

- Sealing compound mixes with water, pours easily and hardens in 60–70 minutes
- Fiber filler mineral wool holds sealing compound in place while it hardens

Chico® sealing compound and fiber

Cat. No.	Description
SEAL-A3	Chico® A sealing compound, 1 lb net wt./23 cu.in. vol.
FIBER-X6	Chico® X fiber filler, 8 oz.
SEALKIT-A4	Chico® A sealing compound, 1 lb net wt./23 cu.in. vol., with 1 oz. Chico® X fiber filler

Chico® is a registered trademark of Cooper Crouse-Hinds.