

TabLok system brackets

Tablok profile

- Reduces installation time
- Locks tray into position – no hardware required

Drastically reduce installation time with the TabLok profile. Used to mount tray on walls, floors and cabinets, the TabLok profile locks the basket tray into position, eliminating the need for any additional hardware.

Compatible with all ExpressTray tray, the TabLok profile has a pregalvanized steel finish and is available in 9 lengths for use with tray widths ranging from 2 in. to 24 in. wide. For field cuts, a 120 in. (3048 mm) length is also available. The TabLok profile can also be used for trapeze-hung and center-hung installations.

Express tip: Refer to pages C47, C48, C50 and C51 for application examples. Tool required: screwdriver



Cat no.	Number of tabs per length	Length		Weight	
		in.	mm.	lb/ea.	kg/ea.
ETB-TL-06-PG	2	6	150	0.48	0.19
ETB-TL-08-PG	2	8	200	0.59	0.27
ETB-TL-10-PG	2	10	250	0.73	0.33
ETB-TL-12-PG	2	12	300	0.88	0.40
ETB-TL-16-PG	2	16	400	1.17	0.53
ETB-TL-20-PG	2	20	500	1.47	0.67
ETB-TL-24-PG	2	24	600	1.76	0.80
ETB-TL-28-PG	2	28	700	2.05	0.93
ETB-TL-120-PG*	14	120	3,048	8.78	3.99

For trapeze-hung installations, specify TabLok profile 4 in. longer than width tray.

Example: For ETU2012SE10 (12 in. wide), use ETB-TL-16-PG (16 in. wide)

* Not pictured here

Center-hung assembly

This center-hung assembly offers all of the time-saving benefits of the TabLok system with the added convenience of pre-assembly.

Available in six (6) sizes, the center-hung assembly is compatible with the complete range of ExpressTray profiles and can be used with tray widths from 6 in. to 24 in. For use with $\frac{3}{8}$ in. (max.) threaded rod.

Express tip: Refer to page C48 for an application example. Tool required: screwdriver



Cat no.	Number of tabs per length	Length		Weight	
		in.	mm.	lb/ea.	kg/ea.
ETB-CHATL-06-PG	2	6*	150	0.48	0.19
ETB-CHATL-08-PG	2	8	200	0.59	0.27
ETB-CHATL-12-PG	2	12	300	0.88	0.40
ETB-CHATL-16-PG	2	16	400	1.17	0.53
ETB-CHATL-20-PG	2	20	500	1.47	0.67
ETB-CHATL-24-PG	2	24	600	1.76	0.80

* Center hanger has offset suspension tube to avoid center wire.

TabLok system brackets


Stand-off bracket

For use in the attachment of U- and C-profile tray to floors or walls, the stand-off bracket raises the tray away from the mounting surface.

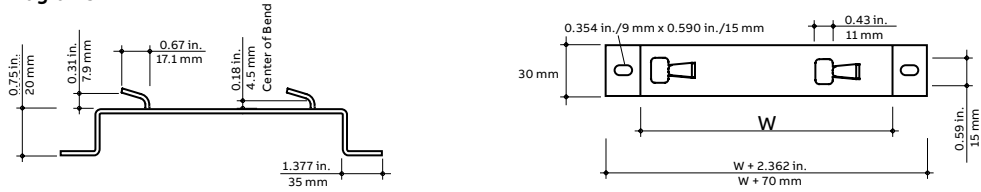
Available in 4 in., 6 in., 8 in. and 12 in. widths.

Express tip: Refer to page C49 for an application example.

Cat no.	Width (W)		Material thickness		Weight	
	in.	mm	in.	mm	lb/ea.	kg/ea.
ETB-2004TL-PG	4	100	0.125	3	0.35	0.14
ETB-2006TL-PG	6	150	0.125	3	0.43	0.17
ETB-2008TL-PG	8	200	0.125	3	0.50	0.21
ETB-2012TL-PG	12	300	0.156	4	0.84	0.37



Diagrams




“J” style bracket

The “J” bracket with TabLok profile provides a secure attachment surface requiring no additional hardware for mounting ExpressTray to ceilings.

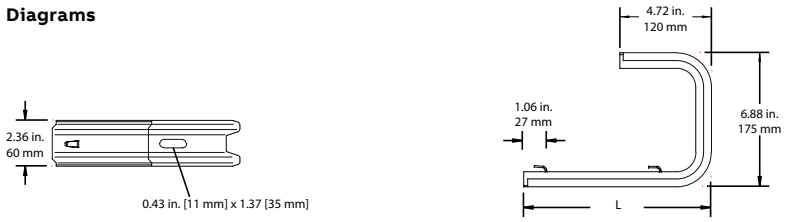
This bracket is available in 6 in., 8 in., 10 in. and 14 in. lengths to accommodate wire basket profiles up to 12 in. wide and 4 in. high. Available in pregalvanized steel.

Express tip: Refer to page C50 for an application example.
Tool required: screwdriver

Cat no.	No. of tabs	Length (L)		Maximum load		Weight	
		in.	mm	lb	kg	lb/ea.	kg/ea.
ETB-JTL-06-PG	2	6	145	264	120	1.16	0.53
ETB-JTL-08-PG	2	8	195	175	80	1.30	0.59
ETB-JTL-10-PG	2	10	245	137	62	1.50	0.68
ETB-JTL-14-PG	2	14	345	100	45	1.79	0.81



Diagrams



TabLok system brackets


“L” style bracket

The “L” bracket with TabLok profile provides a secure attachment surface requiring no additional hardware for mounting ExpressTray on ceilings, walls and floors.

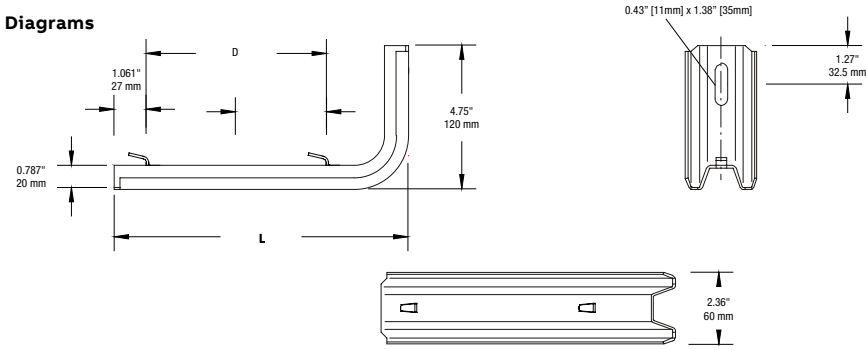
Available in 6 in., 8 in., 10 in. and 14 in. lengths to accommodate “U” and “C” profiles up to 12 in. wide and 4 in. high. Available in pregalvanized steel.

Express tip: Refer to pages C50–C51 for application examples.
Tool required: screwdriver

Cat no.	No. of tabs	Length (L)		Length (D)		Maximum load		Weight	
		in.	mm	in.	mm	lb	kg	lb/ea.	kg/ea.
ETB-LS-06-PG	2	6	145	1.97	50	264	120	0.73	0.33
ETB-LS-08-PG	2	8	195	3.94	100	175	80	0.90	0.41
ETB-LS-10-PG	2	10	245	5.91	150	137	62	1.06	0.48
ETB-LS-14-PG	2	14	345	9.84	250	100	45	1.34	0.61



Diagrams



Dimensions shown in diagrams:
 Side view: 0.787" (20 mm) height, 1.061" (27 mm) tab width, 4.75" (120 mm) depth, L length.
 End view: 0.43" (11 mm) x 1.38" (35 mm) hole, 1.27" (32.5 mm) depth, 2.36" (60 mm) width.
 Bottom view: 2.36" (60 mm) width.

Brackets


Standard “J” bracket

The “J” bracket provides an attachment surface for mounting ExpressTray to ceilings. This bracket is available in 6 in., 10 in. and 14 in. lengths to accommodate U- and C-profiles of up to 12 in. wide and 4 in. high.

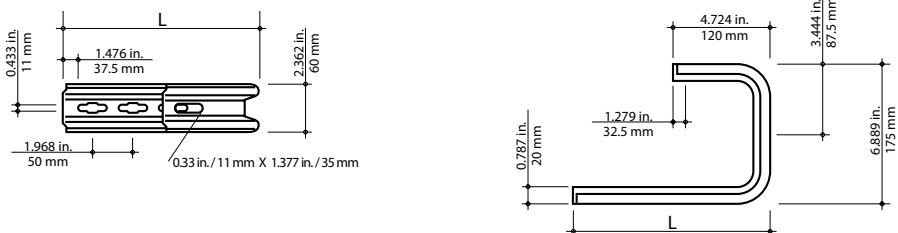
Available in pregalvanized steel.
Use in conjunction with bracket clamp on page C35.

Express tip: Refer to page C50 for an application example.

Cat no.	No. of key holes	Length (L)		Maximum load		Weight	
		in.	mm	lb	kg	lb/ea.	kg/ea.
ETB-J06-PG	2	6	145	280	120	1.05	0.48
ETB-J10-PG	4	10	245	175	80	1.46	0.66
ETB-J14-PG	6	14	345	100	45	1.72	0.78



Diagrams



Dimensions shown in diagrams:
 Side view: 0.433 in. (11 mm) height, 1.476 in. (37.5 mm) hole spacing, 1.968 in. (50 mm) hole offset, 2.362 in. (60 mm) depth, L length.
 End view: 0.787 in. (20 mm) height, 1.279 in. (32.5 mm) hole offset, 4.724 in. (120 mm) depth, 3.444 in. (87.5 mm) total depth, 6.889 in. (175 mm) total height.
 Hole size: 0.33 in. / 11 mm X 1.377 in. / 35 mm

Brackets


Standard “L” bracket

The “L” bracket provides an attachment surface for ExpressTray on ceilings, walls and floors and is available in three sizes for use with the full range of U- and C-profiles.

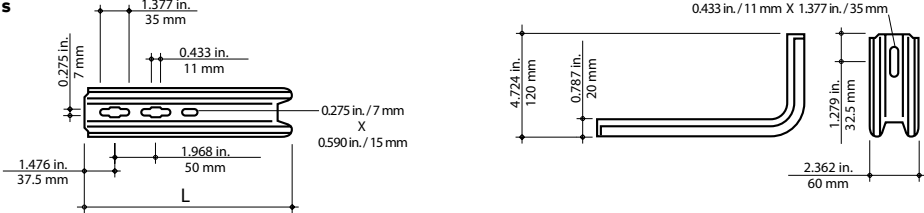
Available in pregalvanized steel.
Use in conjunction with bracket clamp on page C35.

Express tip: Refer to pages C50–C51 for application examples.

Cat no.	No. of key holes	Length (L)		Maximum load		Weight	
		in.	mm	lb	kg	lb/ea.	kg/ea.
ETB-L06-PG	1	6	145	280	120	0.78	0.32
ETB-L10-PG	3	10	245	175	80	0.99	0.45
ETB-L14-PG	5	14	345	100	45	1.30	0.59



Diagrams




Adjustable A-frame bracket

The adjustable A-frame bracket can be used in conjunction with TabLok profile to create support stands or wall brackets for use on uneven surfaces.

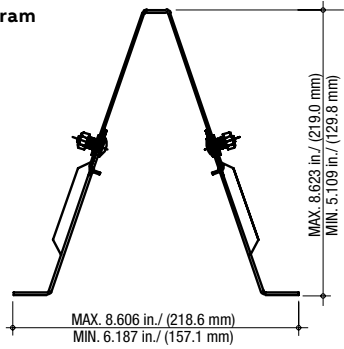
Bracket is fully adjustable – height varies from 5 to 8 in. – and is available in pregalvanized steel.

Express tip: Refer to page C53 for an application example.
Tool required: 10 mm nut driver

Cat no.	Material	lb/ea.	Weight	
			kg/ea.	
ETB-ADJ58-PG	Pregalvanized steel	0.54	0.25	



Diagram




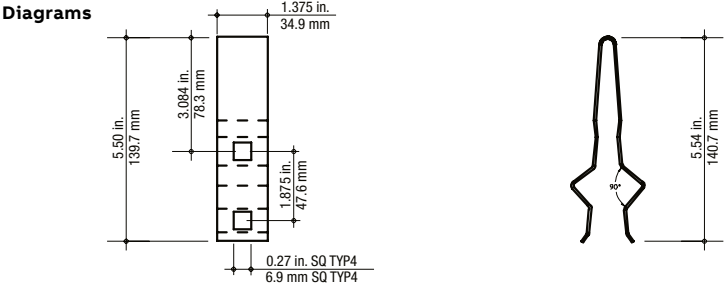
Brackets

Under-floor support clamp

The under-floor support clamp attaches to round and square floor posts and is used to support TabLok profiles in under-floor applications.

Available in pregalvanized steel, the under-floor clamp is supplied with all necessary hardware.

Express tip: Refer to page C53 for an application example.
Tool required: 10 mm nut driver


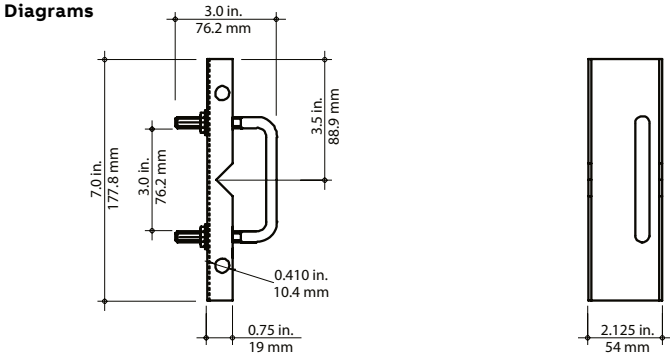
	Cat no.	Material	lb/ea.	Weight kg/ea.
	ETB-UFSC-PG	Pregalvanized steel	0.42	0.19
Diagrams				

Under-floor U-bolt support

The under-floor U-bolt support is used to attach TabLok or standard "L" brackets to round or square floor posts.

Available in pregalvanized steel, the U-bolt support is supplied complete with hardware.

Express tip: Refer to page C54 for an application example.
Tool required: 10 mm nut driver

	Cat no.	Material	lb/ea.	Weight kg/ea.
	ETB-UFUS-PG	Pregalvanized steel	0.67	0.31
Diagrams				

Signal reference – grid connectors



Compress #8 AWG through 4/0 AWG cable.

- Clamp onto pedestal posts up to 1 in. diameter square and 1¼ in. round
- Can be used as “X” or “T” configuration cable to post
- High-conductivity wrought-copper construction



Installing tools and die codes TBM14M and TBM15I				
Cat no.	Conductor range	Die cat no.	Die code	Colour code
SRG8-4	#8	15527SS	29	Grey
	#6-#4	15528SS	33	Brown
SRG2-1	#2-#1	15508SS	42	Pink
SRG10-20	1/0-2/0	15530SS	50	Orange
SRG30-40	3/0-4/0	15511SS	54	Purple



Secure signal reference grid wires to raised-floor support posts.

- Range-taking design accepts #4 to #8 AWG grid wire and fits ¾ in. square to 1 in. round
- Lay-in feature means no kinks or bends
- Quick, easy installation
- Only one screw to tighten
- Enable grid wire to make direct, low-resistance contact with support posts
- Stamped-steel construction, zinc plated



Cat no.	Description	Wire range
3900 (Unit)	¾ in. square to 1 in. round	#8-#4
3900BP (Bulk Pack)	¾ in. square to 1 in. round	#8-#4


Brackets

Small mounting base

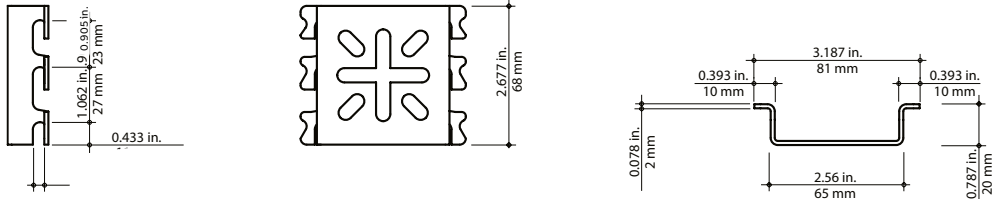
These versatile mounting bases can be used as a wall-mount attachment, as a support for electrical outlet boxes and as an under-floor attachment. Quick and easy to install, tray mounts securely to the base using fold-over tab attachments. No additional hardware is required.

The small mounting base is available in hot-dipped galvanized steel and stainless steel (type 316) and can be used for tray widths from 4 in. to 24 in.

Express tip: Refer to page C52 for an application example.
Tool required: pliers

	Cat no.	Material	lb/ea.	Weight kg/ea.
	ETB-SMTL-HD	Hot-dipped galvanized steel	0.20	0.09
	ETB-SMTL-S6	Stainless steel (type 316)	0.20	0.09

Diagrams




Large mounting base

These versatile mounting bases can be used as a wall-mount attachment, as a support for electrical outlet boxes and as an under-floor attachment. Quick and easy to install, tray mounts securely to the base using fold-over tab attachments.

No additional hardware is required. The large mounting base is available in hot-dipped galvanized steel and stainless steel (type 316) and can be used for tray widths from 4 in. to 24 in.

Express tip: Refer to page C52 for an application example.
Tool required: pliers

	Cat no.	Material	lb/ea.	Weight kg/ea.
	ETB-LMTL-HD	Hot-dipped galvanized steel	0.37	0.168
	ETB-LMTL-S6	Stainless steel (type 316)	0.36	0.161

Diagrams

